

KAREN A. COFFMAN JACKSON COUNTY TREASURER

**JUNE
2016**



PORTFOLIO SIZE

Current Portfolio

| | |
|------------------------------|------------------------|
| Certificate of Deposits (CD) | 4,250,000.00 |
| Money Market Accounts | 9,529,278.54 |
| Treasuries & Agencies | 17,823,505.42 |
| | \$31,602,783.96 |

CURRENT HAPPENINGS

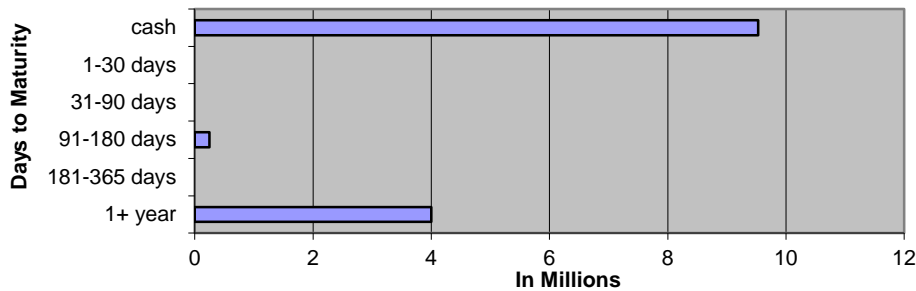
2016 Revenue Year to Date*

| | |
|----------------------|-----------|
| All Delinquent Taxes | 1,006,512 |
| Dog Licenses | 38,209 |
| Passports | 6,350 |

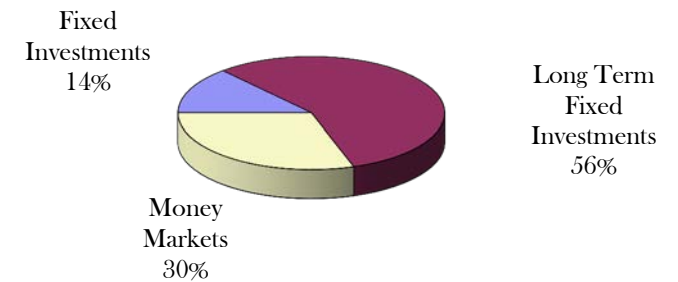
*General Ledger Information/Cash basis

DIVERSIFICATION

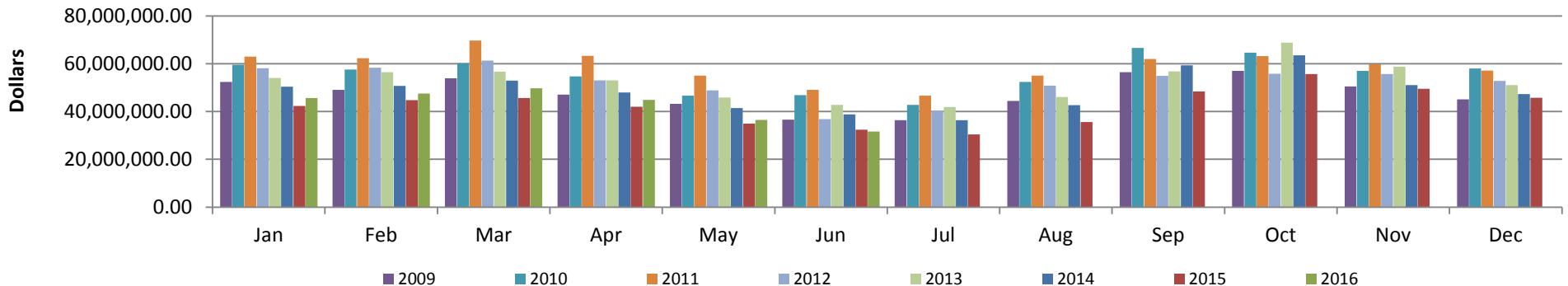
Diversification by Maturity Date



Diversification by Investment Type



Historical Comparison by Month



JUNE 2016 General Account Investments

| CUSIP | Issuer | Par Value | Current Rate | Maturity Date |
|-----------------------------------|---------------------------------------|-------------------------|--------------|---------------|
| Certificates of Deposit | | | | |
| 320844PB3 | First Merit Bank | \$ 250,000.00 | 1.000% | 10/31/2016 |
| 9497482H9 | Wells Fargo | \$ 500,000.00 | 1.000% | 9/25/2017 |
| 894333EX7 | Traverse City State Bank | \$ 250,000.00 | 1.300% | 10/24/2017 |
| 872278QS8 | TCF | \$ 500,000.00 | 1.050% | 11/20/2017 |
| 48124JSZ2 | JP Morgan Chase | \$ 250,000.00 | 1.125% | 2/20/2018 |
| 24000824 | Ann Arbor State Bank | \$ 500,000.00 | 1.500% | 3/3/2018 |
| 464209CB9 | Isabella Bank | \$ 250,000.00 | 1.200% | 6/18/2018 |
| 48124JWV6 | JP Morgan Chase | \$ 250,000.00 | 1.250% | 9/28/2018 |
| 9497483N5 | Wells Fargo | \$ 250,000.00 | 1.200% | 2/26/2019 |
| 33646CFM1 | 1st Source Bank | \$ 250,000.00 | 1.700% | 8/28/2019 |
| 060704BA0 | Bank Birmingham | \$ 250,000.00 | 1.500% | 2/13/2020 |
| 32110YER2 | First National Bank of America | \$ 250,000.00 | 1.500% | 3/16/2020 |
| 201282GJ3 | Alma Bank | \$ 250,000.00 | 1.500% | 4/13/2020 |
| 859094AP9 | Stephenson National Bank | \$ 250,000.00 | 1.900% | 8/19/2020 |
| | Subtotal | \$ 4,250,000.00 | | |
| Cash/Money Markets | | | | |
| | Comerica Bank | \$ 4,232,642.96 | | |
| | Michigan CLASS | \$ 1,511,420.07 | | |
| | Huntington Bank | \$ 1,272,151.99 | | |
| | County National Bank | \$ 501,531.53 | | |
| | Talmer Bank & Trust | \$ 1,006,300.50 | | |
| | The PrivateBank | \$ 1,005,190.29 | | |
| | Subtotal | \$ 9,529,237.34 | | |
| Treasuries / U.S. Agencies | | | | |
| 3133EFDN4 | Federal Farm Credit Bank | \$ 1,000,000.00 | 0.850% | 9/18/2017 |
| 59447PCN9 | Michigan Finance Authority Muni Bond | \$ 840,575.42 | 1.900% | 9/1/2018 |
| 3137EADM8 | Federal Home Loan Mortgage Corp | \$ 480,930.00 | 1.250% | 10/2/2019 |
| 3135G0QK2 | Federal National Mortgage Assn | \$ 2,000,000.00 | 1.550% | 10/4/2019 |
| 3133EFKY2 | Federal Farm Credit Bank | \$ 2,000,000.00 | 1.360% | 10/28/2019 |
| 3133EC3K8 | Federal Farm Credit Bank | \$ 1,000,000.00 | 1.430% | 11/20/2019 |
| 150609HD0 | Cedar Springs Mich Public School Muni | \$ 502,000.00 | 1.785% | 5/1/2020 |
| 3133EFK22 | Federal Farm Credit Bank | \$ 2,000,000.00 | 1.650% | 9/8/2020 |
| 3130A6S57 | Federal Home Loan Bank | \$ 2,000,000.00 | 2.375% | 11/23/2022 |
| 3130A7E68 | Federal Home Loan Bank | \$ 2,000,000.00 | 2.100% | 12/1/2022 |
| 313382TU7 | Federal Home Loan Bank | \$ 3,000,000.00 | 1.500% | 4/25/2023 |
| 3133EFY76 | Federal Farm Credit Bank | \$ 1,000,000.00 | 2.370% | 1/8/2024 |
| | Subtotal | \$ 17,823,505.42 | | |
| | Total | \$ 31,602,742.76 | | |

JUNE 2016 Monthly Pooled Interest

| Account Name | Org. Key | Object Code | No. Days | Beginning Balance | Ending Balance | Average Balance | Average Interest | Monthly Interest | GL Entry CR |
|------------------------------|---------------|---------------|-----------|-------------------------|-------------------------|-------------------------|------------------|-------------------|----------------------|
| Public Improvement | 245000 | 000020 | 30 | 2,318,305.37 | 2,178,460.58 | 2,248,382.98 | 0.347% | \$641.25 | 245100-664000 |
| Jail Millage | 280000 | 000020 | 30 | 281,629.47 | 281,772.93 | 281,701.20 | 0.347% | \$80.34 | 280100-664000 |
| DOA Millage | 281000 | 000020 | 30 | 995,679.42 | 995,999.35 | 995,839.39 | 0.347% | \$284.02 | 281100-664000 |
| Medical Care MOE | 297100 | 000020 | 30 | 3,154,129.49 | 3,154,985.99 | 3,154,557.74 | 0.347% | \$899.70 | 297100-664000 |
| Delinquent Real | 616000 | 000020 | 30 | 5,977,003.59 | 6,595,482.12 | 6,286,242.86 | 0.347% | \$1,792.87 | 616100-664000 |
| Delinquent Personal | 618000 | 000020 | 30 | 195,104.29 | 171,112.04 | 183,108.17 | 0.347% | \$52.22 | 618100-664000 |
| Worker's Comp | 677000 | 000020 | 30 | 288,806.94 | 294,191.27 | 291,499.11 | 0.347% | \$83.14 | 677100-664000 |
| Self Insurance Health | 688000 | 000020 | 30 | -241,856.46 | -120,382.32 | -181,119.39 | 0.347% | -\$51.66 | 688100-664000 |
| Escheats | 702000 | 000020 | 30 | 109,037.29 | 111,076.25 | 110,056.77 | 0.347% | \$31.39 | 702000-268010 |
| | | | | 13,077,839.40 | 13,662,698.21 | | | 3,813.27 | |
| ROD Automation Fund | 256000 | 000020 | 30 | 412,685.10 | 422,809.48 | 417,747.29 | 0.347% | \$119.14 | 256100-664000 |
| Road Commission | 201000 | 000020 | 30 | 3,113,863.83 | 2,754,347.57 | 2,934,105.70 | 0.347% | \$836.82 | 201100-664000 |
| Joint Narcotics Forfeiture | 267000 | 000020 | 30 | 660,193.62 | 632,590.96 | 646,392.29 | 0.347% | \$184.35 | 267100-664000 |
| Village of Springport | 365910 | 000020 | 30 | 307.28 | 307.33 | 307.31 | 0.347% | \$0.06 | 365910-664000 |
| Spring Arbor Water | 365911 | 000020 | 30 | 31.88 | 54.53 | 43.21 | 0.347% | \$0.01 | 365911-664000 |
| Clark Lake | 365913 | 000020 | 30 | 87.01 | 87.03 | 87.02 | 0.347% | \$0.02 | 365913-664000 |
| Village of Brooklyn | 365914 | 000020 | 30 | 221.54 | 221.86 | 221.70 | 0.347% | \$0.04 | 365914-664000 |
| Lake Columbia | 365185 | 000020 | 30 | 2,248.27 | 2,290.32 | 2,269.30 | 0.347% | \$0.43 | 365185-664000 |
| Southern Regional Intercept. | 365916 | 000020 | 30 | 17,866.36 | 322,359.46 | 170,112.91 | 0.347% | \$32.34 | 365916-664000 |
| Wolf Lake | 365220 | 000020 | 30 | 944.40 | 946.30 | 945.35 | 0.347% | \$0.18 | 365220-664000 |
| Napoleon | 365918 | 000020 | 30 | 546.36 | 546.45 | 546.41 | 0.347% | \$0.10 | 365918-664000 |
| Parma Village LDFA | 365920 | 000020 | 30 | 2,835.58 | 2,836.88 | 2,836.23 | 0.347% | \$0.54 | 365920-664000 |
| Grass Lake Section 2002B | 365924 | 000020 | 30 | 3,409.27 | 3,412.58 | 3,410.93 | 0.347% | \$0.65 | 365924-664000 |
| Round/Farwell | 365925 | 000020 | 30 | 9,238.67 | 9,262.55 | 9,250.61 | 0.347% | \$1.76 | 365925-664000 |
| Vineyard Lake | 365250 | 000020 | 30 | 463.83 | 495.36 | 479.60 | 0.347% | \$0.09 | 365250-664000 |
| Rives Sanitary Sewer | 365926 | 000020 | 30 | 33,944.92 | 172.51 | 17,058.72 | 0.347% | \$3.24 | 365926-664000 |
| Village of Springport | 365929 | 000020 | 30 | 242.48 | 242.52 | 242.50 | 0.347% | \$0.05 | 365929-664000 |
| Lifeways 2015B series | 365917 | 000020 | 30 | -49,761.74 | -49,770.16 | -49,765.95 | 0.347% | -\$9.46 | 365917-664000 |
| Airport Runway | 365906 | 000020 | 30 | | | 0.00 | 0.347% | \$0.00 | 365906-664000 |
| Building Authority Debt MCF | 369472 | 000020 | 30 | 65,277.87 | 65,359.39 | 65,318.63 | 0.347% | \$12.42 | 369472-664000 |
| RRF - CASH | 515000 | 000020 | 30 | 626,111.44 | 610,763.31 | 618,437.38 | 0.347% | \$117.59 | |
| RRF-Bond Debt | 515000 | 175010 | 30 | | | 0.00 | 0.347% | \$0.00 | \$188.89 |
| RRF- City Perpetual | 515000 | 175030 | 30 | 250,000.00 | 250,000.00 | 250,000.00 | 0.347% | \$71.30 | 515530-664000 |
| Fair | 561000 | 000020 | 30 | 551,013.81 | 557,777.54 | 554,395.68 | 0.347% | \$105.41 | 561100-664000 |
| Preston Endowment | 718000 | 000020 | 30 | 101,304.39 | 101,321.99 | 101,313.19 | 0.347% | \$19.26 | \$19.26 |
| Preston RESTRICTED | 718001 | 000020 | 30 | | | 0.00 | 0.347% | \$0.00 | 718100-664000 |
| Drain | 801000 | 000020 | 30 | 1,215,314.24 | 1,211,834.66 | 1,213,574.45 | 0.347% | \$230.75 | 801100-664000 |
| Drain | 802000 | 000020 | 30 | 82,054.61 | 80,588.28 | 81,321.45 | 0.347% | \$15.46 | 802100-664000 |
| Lake Level | 841000 | 000020 | 30 | 55,325.91 | 55,309.02 | 55,317.47 | 0.347% | \$10.52 | 841100-664000 |
| Lake Level | 842000 | 000020 | 30 | 4,031.33 | 4,032.03 | 4,031.68 | 0.347% | \$0.77 | 842100-664000 |
| Spring Arbor Water | 851911 | 000020 | 30 | 3,327.92 | 3,328.50 | 3,328.21 | 0.347% | \$0.63 | 851911-664000 |
| Southern Regional Intercept. | 851916 | 000020 | 30 | 1,349.98 | 1,350.21 | 1,350.10 | 0.347% | \$0.26 | 851916-664000 |
| Parma Village Wastewater | 851922 | 000020 | 30 | 0.02 | 0.02 | 0.02 | 0.347% | \$0.00 | 851922-664000 |
| Round/Farwell | 851925 | 000020 | 30 | 135.07 | 135.09 | 135.08 | 0.347% | \$0.03 | 851925-664000 |
| Vineyard Lake | 851250 | 000020 | 30 | 405.67 | 405.74 | 405.71 | 0.347% | \$0.08 | 851250-664000 |
| Rives Sanitary Sewer | 851926 | 000020 | 30 | 62.45 | 62.46 | 62.46 | 0.347% | \$0.01 | 851926-664000 |
| Total Paid | | | | 7,165,083.37 | 7,045,481.77 | | | \$1,754.85 | |
| | | | | \$ 20,242,922.77 | \$ 20,708,179.98 | \$ 20,475,551.38 | | \$5,568.12 | Total Int Paid |

JUNE 2016 Monthly Pooled Unallocated Interest

| Account Name | FUND | Beginning Balance | Ending Balance |
|---------------------------------|------|-------------------|----------------|
| Parks | 208 | 101,785 | 51,623 |
| Friend of Court | 215 | 920,149 | 918,901 |
| Golf Courses | 218 | -66,398 | -21,707 |
| Health department | 221 | 1,152,104 | 1,108,260 |
| Runway Project | 246 | 2,885,373 | 2,823,769 |
| Falling Waters | 247 | 181,754 | 181,424 |
| Sparks Park | 248 | -76,129 | -108,444 |
| Budget Stabilization | 257 | 0 | |
| Concealed Pistol Licensing | 263 | 37,721 | 43,367 |
| PA Drug Enforcement | 264 | 119,494 | 117,744 |
| Sheriff Drug Enforcement | 265 | 3,371 | 924 |
| Omnibus Forfeiture | 266 | 981 | 981 |
| Law Library | 269 | -372 | 6,128 |
| CDB Grant | 278 | 70,798 | 104,398 |
| Justice Training | 285 | -22,914 | -4,685 |
| FIA | 290 | 67,032 | 67,032 |
| Medical care facility | 291 | 3,130,738 | 3,019,036 |
| Child Care | 292 | 401,234 | -18,485 |
| Vetran's Trust | 294 | 8,231 | 6,791 |
| Airport | 295 | 36,630 | 18,742 |
| Equipment Fund | 402 | 911,882 | 879,441 |
| Sheriff Equipment | 466 | -505,867 | -498,790 |
| Building Authority Construction | 469 | 0 | 0 |
| Delinquent Tax Administration | 617 | 840,182 | 1,146,559 |
| Land bank | 620 | 226,112 | 223,119 |
| Landscape Planning | 649 | 23,662 | 23,662 |
| DOA Endowment | 717 | 61,000 | 80,672 |
| Library Fines | 721 | 65,632 | 54,404 |
| Retirement | 731 | 898,857 | 2,112,142 |
| Circuit Court Trust | 762 | 241,769 | 239,246 |
| | | 11,714,811 | 12,576,254 |

**JULY
2016**

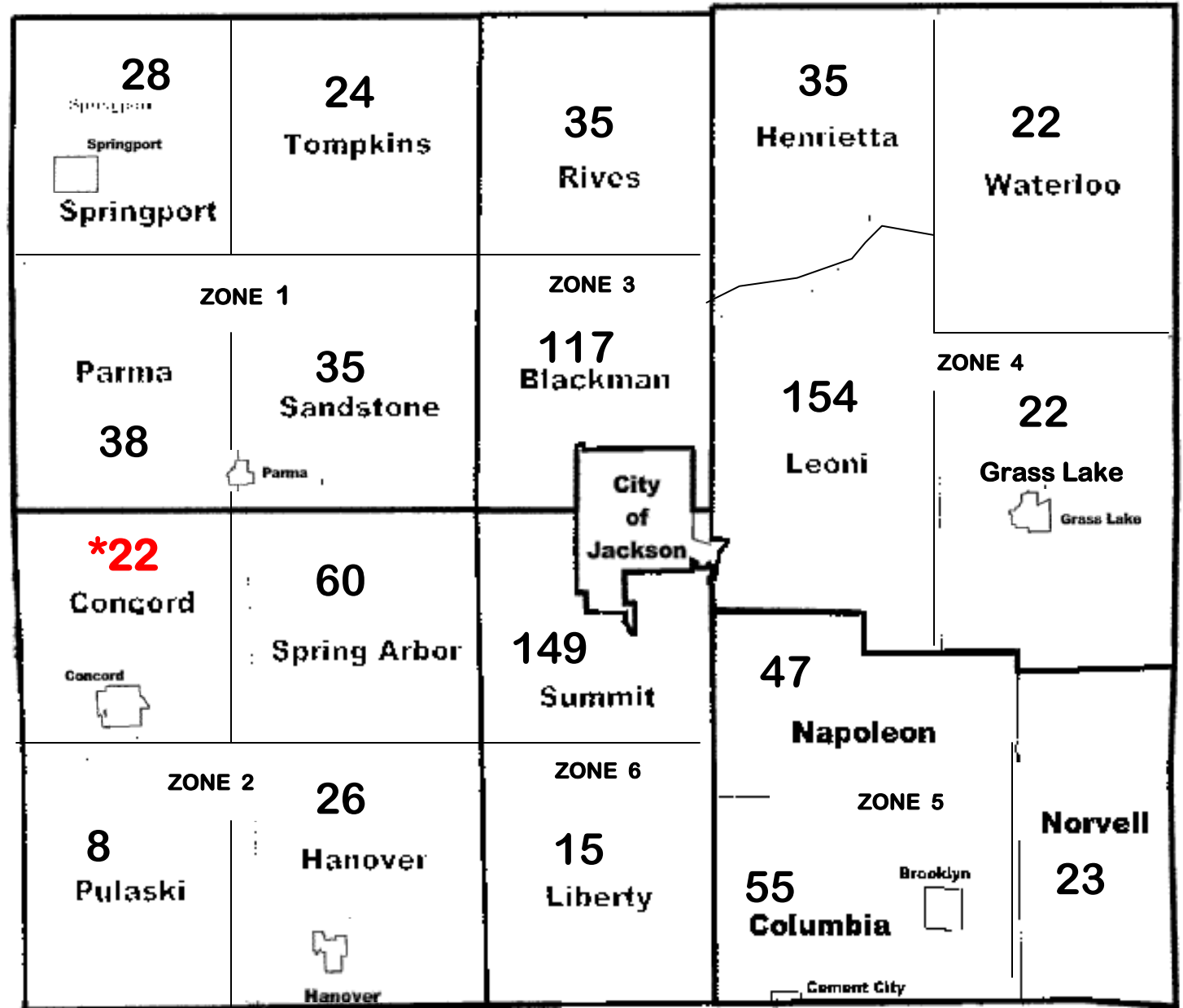
**2016 Forfeitures
Beginning 2,391**

1,639 - 69%

July 2015 - 1541

CITY
1- 42
2- 87
3- 95
4- 133
5- 151
6- 79
7- 58
8- 79
Total 724

03-01-15 2,295
03-01-14 2,509



Colin - 375
Jan - 488
Lu - 472
Mary - 304

| 2016 FORFEITURE / 2017 FORECLOSURE | | | | | | | | | | | | | | | | | | | | | | | | | | | | | | |
|------------------------------------|-------|--------------|-------------|-----------------|-------|--|--------------|-------------|-----------------|-------|--|--------------|-------------|-----------------|-------|--|--------------|-------------|-----------------|------|---|--------------|-------------|-----------------|------|---|---------------|-------------|-----------------|--------|
| Unit (Villages included with twp) | #FRF | Base Tax DLQ | PRE Parcels | Non PRE Parcels | #FRF | % | Base Tax DLQ | PRE Parcels | Non PRE Parcels | #FRF | % | Base Tax DLQ | PRE Parcels | Non PRE Parcels | #FRF | % | Base Tax DLQ | PRE Parcels | Non PRE Parcels | #FRF | % | Base Tax DLQ | PRE Parcels | Non PRE Parcels | #FRF | % | Base Tax DLQ | PRE Parcels | Non PRE Parcels | |
| | | | | | | | | | | | | | | | | | | | | | | | | | | | | | | Mar-16 |
| Blackman | 173 | 254,014.24 | 76 | 54 | 140 | 81% | 205,887.88 | 67 | 73 | 134 | 77% | 225,957.32 | 63 | 71 | 126 | 73% | 218,227.69 | 56 | 70 | 117 | 68% | 187,360.95 | 51 | 66 | | 0% | | | | 0 |
| Columbia | 90 | 124,074.44 | 29 | 37 | 65 | 72% | 92,839.64 | 24 | 41 | 65 | 72% | 95,124.02 | 24 | 41 | 64 | 71% | 94,655.90 | 23 | 41 | 55 | 61% | 78,020.13 | 20 | 35 | | 0% | | | | 0 |
| Concord | 30 | 25,685.65 | 16 | 16 | 23 | 77% | 22,747.88 | 15 | 8 | 22 | 73% | 21,206.82 | 15 | 7 | 22 | 73% | 21,109.94 | 15 | 7 | 22 | 73% | 20,899.24 | 15 | 7 | | 0% | | | | 0 |
| Grass Lake | 29 | 48,658.21 | 16 | 21 | 24 | 83% | 41,280.13 | 14 | 10 | 23 | 79% | 38,771.91 | 13 | 10 | 23 | 79% | 38,771.91 | 13 | 10 | 22 | 76% | 37,116.35 | 12 | 10 | | 0% | | | | 0 |
| Hanover | 35 | 52,462.79 | 18 | 20 | 30 | 86% | 45,124.28 | 15 | 15 | 29 | 83% | 50,542.11 | 15 | 14 | 27 | 77% | 47,252.28 | 13 | 14 | 26 | 74% | 43,137.04 | 12 | 14 | | 0% | | | | 0 |
| Henrietta | 54 | 59,533.31 | 28 | 26 | 41 | 76% | 49,541.38 | 21 | 20 | 41 | 76% | 48,874.02 | 21 | 20 | 37 | 69% | 46,426.14 | 20 | 17 | 35 | 65% | 43,775.52 | 18 | 17 | | 0% | | | | 0 |
| Leoni | 225 | 290,372.12 | 103 | 75 | 181 | 80% | 235,874.02 | 80 | 101 | 175 | 78% | 255,472.27 | 74 | 101 | 170 | 76% | 248,106.53 | 71 | 99 | 154 | 68% | 234,246.85 | 62 | 92 | | 0% | | | | 0 |
| Liberty | 26 | 32,511.25 | 14 | 19 | 22 | 85% | 28,355.61 | 12 | 10 | 20 | 77% | 26,699.39 | 12 | 8 | 18 | 69% | 25,749.88 | 10 | 8 | 15 | 58% | 22,046.30 | 9 | 6 | | 0% | | | | 0 |
| Napoleon | 78 | 128,506.68 | 32 | 34 | 57 | 73% | 108,316.07 | 21 | 36 | 52 | 67% | 115,154.23 | 19 | 33 | 50 | 64% | 111,603.19 | 18 | 32 | 47 | 60% | 107,026.51 | 15 | 32 | | 0% | | | | 0 |
| Norvell | 46 | 61,227.69 | 15 | 23 | 42 | 91% | 57,280.75 | 14 | 28 | 40 | 87% | 54,563.79 | 14 | 26 | 39 | 85% | 51,534.53 | 12 | 27 | 23 | 50% | 46,870.54 | 11 | 12 | | 0% | | | | 0 |
| Parma | 61 | 83,120.04 | 37 | 32 | 46 | 75% | 66,271.11 | 30 | 16 | 43 | 70% | 62,609.20 | 28 | 15 | 42 | 69% | 53,024.74 | 28 | 14 | 38 | 62% | 49,255.79 | 25 | 13 | | 0% | | | | 0 |
| Pulaski | 15 | 12,788.68 | 9 | 16 | 13 | 87% | 10,574.90 | 9 | 4 | 11 | 73% | 8,014.70 | 8 | 3 | 10 | 67% | 7,493.98 | 7 | 3 | 8 | 53% | 5,638.03 | 5 | 3 | | 0% | | | | 0 |
| Rives | 49 | 69,372.12 | 27 | 28 | 38 | 78% | 56,495.59 | 21 | 17 | 38 | 78% | 56,135.59 | 21 | 17 | 36 | 73% | 53,902.27 | 19 | 17 | 35 | 71% | 52,823.91 | 19 | 16 | | 0% | | | | 0 |
| Sandstone | 55 | 88,073.90 | 30 | 25 | 49 | 89% | 78,796.95 | 28 | 21 | 44 | 80% | 82,658.44 | 23 | 21 | 42 | 76% | 81,900.54 | 24 | 18 | 35 | 64% | 67,024.23 | 17 | 18 | | 0% | | | | 0 |
| Spring Arbor | 72 | 129,774.22 | 27 | 25 | 65 | 90% | 99,555.99 | 25 | 40 | 65 | 90% | 103,899.06 | 25 | 40 | 64 | 89% | 97,146.89 | 24 | 40 | 60 | 83% | 84,189.73 | 22 | 38 | | 0% | | | | 0 |
| Springport | 37 | 83,787.42 | 17 | 16 | 32 | 86% | 77,211.07 | 16 | 16 | 30 | 81% | 64,474.46 | 15 | 15 | 29 | 78% | 64,149.39 | 15 | 14 | 28 | 76% | 62,130.42 | 14 | 14 | | 0% | | | | 0 |
| Summit | 230 | 282,913.82 | 104 | 110 | 182 | 79% | 216,777.41 | 85 | 97 | 175 | 76% | 239,591.39 | 80 | 95 | 163 | 71% | 226,765.77 | 75 | 88 | 149 | 65% | 210,478.47 | 67 | 82 | | 0% | | | | 0 |
| Tompkins | 31 | 33,955.15 | 21 | 21 | 29 | 94% | 32,176.19 | 20 | 9 | 29 | 94% | 33,950.23 | 20 | 9 | 25 | 81% | 29,119.31 | 18 | 7 | 24 | 77% | 28,854.02 | 17 | 7 | | 0% | | | | 0 |
| Waterloo | 25 | 35,187.26 | 16 | 15 | 23 | 92% | 28,332.20 | 15 | 8 | 23 | 92% | 33,177.66 | 15 | 8 | 23 | 92% | 32,254.54 | 15 | 8 | 22 | 88% | 30,630.38 | 14 | 8 | | 0% | | | | 0 |
| City | 1030 | 1,097,333.00 | 375 | 350 | 811 | 79% | 898,575.21 | 313 | 498 | 803 | 78% | 1,027,960.55 | 305 | 498 | 769 | 75% | 988,801.78 | 293 | 476 | 724 | 70% | 939,606.40 | 267 | 457 | | 0% | | | | 0 |
| Total | 2,391 | 2,993,351.99 | 1010 | 1381 | 1,913 | | 2,452,014.26 | 845 | 1068 | 1,862 | | 2,644,837.16 | 810 | 1052 | 1,779 | | 2,537,997.20 | 769 | 1010 | 1639 | | 2,351,130.81 | 692 | 947 | | 0 | 0.00 | 0 | 0 | 0 |
| | | | 2,391 | | | 80% | -541,337.73 | 1,913 | | | 78% | 192,822.90 | | | | 74% | -106,839.96 | | | | 69% | -186,866.39 | 1639 | | | 0% | -2,351,130.81 | | 0 | |
| | | | | | | -478 | | | | | -51 | | | | | -83 | | | | | | -140 | | | | -1639 | | | | |
| | | | | | | Indicates no change from previous month total of | | | | | Indicates no change from previous month total of | | | | | Indicates no change from previous month total of | | | | | Indicates no change from previous month | | | | | Indicates no change from previous month | | | | |